



Screwdriving technology

Automation

Air motors

Air tools



## Straight Grinders

- with Vane Motor
- with Turbine Drive

Power Output: 1,2 - 2,8 kW (1.6 -3.8 HP)

- optimum power-to-weight ratio
- robust
- highly durable
- simple operation
- ergonomic

### Turbine Grinders:

- Double the Power! Half the Weight!
- oil-free and maintenance-free operation, turbine motor does not require airline lubrication
- high material removal
- low air consumption

Our air straight grinders are used with flat/cutting-off/tapered grinding disks, wherever heavy-duty fabrication is required on steel and castings or when deburring welding-, casting-, and ridge-seams. It has never been easier to perform smooth or coarse grinding of steel & cast iron in foundries, or when polishing welding seams or when fabricating casted parts.

Our straight grinders can also be used with steel brushes for the removal of rust or when descaling rolled steel and forgings.



## THE BEST TOOLS FOR EFFICIENT MATERIAL REMOVAL

### Optimum power-to-weight ratio

Straight grinders are characterized with keeping the speed of the tool constant, even if tool is operated at maximum. Motor construction uses modern materials and production technology to achieve power maximum of 2,8 kW.

Power output of the Turbine Grinder: The already high power-to-weight ratio of our standard air-grinders is surpassed by our grinders equipped with turbine motors.

### Robust

Our robust straight grinders are designed for the using in heavy-duty fabrication (foundries, quarries, buildings, engineering).

### Highly durable

The robust design of the straight grinders assures a long life span - even when the tool is under continued operation.

### Simple operation

Our Grinders are reliable and assure a simple operation and ease of maintenance. The straight grinders operate at an extreme low noise-level. The ergonomic design of the tool-grip reduces the machine's vibration.

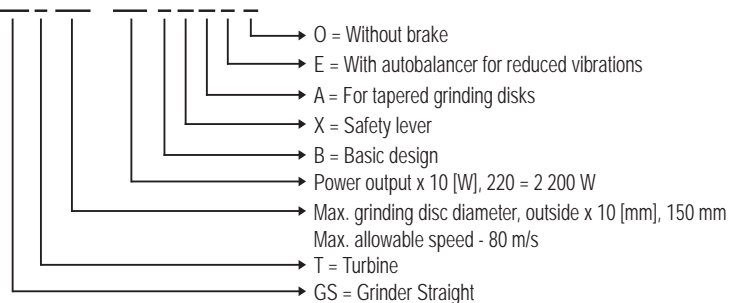
### Oil-free operation

For an oil-free operation, we offer our special line of turbine grinders.



## TYPE KEY

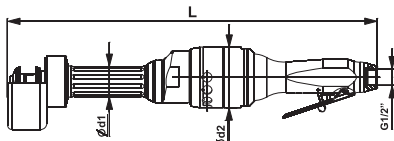
### GS T 815 - 220 B X A E O



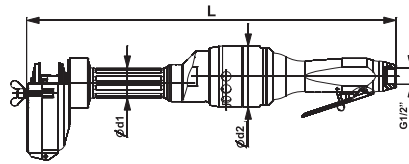
# SPECIFICATIONS - STRAIGHT GRINDERS WITH TURBINE DRIVE

## Straight grinders with turbine drive

- for the fabrications on steel, for the deburring of welding-, casting-, and ridge-seams (with grinding disks)
- for the removal of rust, the descaling of rolled steel and forgings (with steel brushes)



GST 810-220BXO



GST 815-220BXO

### Advantages:

- oil-free and maintenance-free operation, turbine motor does not require airline lubrication
- Double the Power! Half the Weight!
- high material removal
- low air consumption

| For flat grinding disks      | Model<br>Part No.         | GST 810-220BXO<br>310109C |  | GST 815-220BXO<br>310089C |  |
|------------------------------|---------------------------|---------------------------|--|---------------------------|--|
| Speed (no load)              | min <sup>-1</sup> (rpm)   | 14 500                    |  | 10 000                    |  |
| Max. power output            | kW (hp)                   | 2,2 (2.95)                |  | 2,2 (2.95)                |  |
| Air consumption (loaded)     | m <sup>3</sup> /min (cfm) | 2,1 (74.15)               |  | 2,1 (74.15)               |  |
| Air consumption (no load)    | m <sup>3</sup> /min (cfm) | 0,65 (22.95)              |  | 0,65 (22.95)              |  |
| I.D. of air inlet hose       | mm (in)                   | 13 (.51)                  |  | 13 (.51)                  |  |
| Flat grinding disk-Ø outside | mm (in)                   | 100 (4") (4")             |  | 150 (6") (6")             |  |
| Flat grinding disk-Ø inside  | mm (in)                   | 20 (.79)                  |  | 20 (.79)                  |  |
| Flat grinding disk - width   | mm (in)                   | 20 (.79)                  |  | 20÷25 (.79÷.98)           |  |
| Max. allowable speed         | m/s (ft/s)                | 80 (262.4)                |  | 80 (262.4)                |  |
| Grinder-Ø d1/d2              | mm (in)                   | 38/78 (1.5/3.07)          |  | 38/78 (1.5/3.07)          |  |
| Grinder length L             | mm (in)                   | 476 (18.74)               |  | 476 (18.74)               |  |
| Air connection               |                           | thread 1/2" female        |  | thread 1/2" female        |  |
| Weight                       | kg (lbs)                  | 3 (6.60)                  |  | 3,6 (7.94)                |  |

Specifications at 90 psi (6,3 bar)

| Standard Equipment: | Part Number |
|---------------------|-------------|
| Allen key 6 mm      | 800449      |
| T-wrench            | 805080      |

| Optional Accessories:                | Part Number |
|--------------------------------------|-------------|
| Swivel connector, G1/2"              | 6078628     |
| Hose set (hose LW 13 mm, length 4 m) | 315130A     |

### WE RECOMMEND:

#### Tyrolit-Grinding Disks - for grinding of steel and cast iron (grey, form-able)

Minimum order quantity: 50 pcs.



| Tyrolit-Grinding Disks - dimensions, quality, applications | Part Number |
|--|-------------|
| 1F80 100x20x20 mm, A30S-BFX 80, steel                      | 6078693     |
| 1F80 100x20x20 mm, 112A24Q4BF88 80, cast iron, form-able   | 6078844     |
| 1F80 100x20x20 mm, 805A24Q4BF88 80, cast iron, grey        | 6078845     |
| 1F80 100x25x20 mm, A30S-BFX 80, steel                      | 6078846     |
| 1F80 100x25x20 mm, 112A24Q4BF88 80, cast iron, form-able   | 6078847     |
| 1F80 100x25x20 mm, 805A24Q4BF88 80, cast iron, grey        | 6078848     |
| 1F80 150x20x20 mm, A30S-BFX 80, steel                      | 6078694     |
| 1F80 150x20x20 mm, 112A24Q4BF88 80, cast iron, form-able   | 6078849     |
| 1F80 150x20x20 mm, 805A24Q4BF88 80, cast iron, grey        | 6078850     |
| 1F80 150x25x20 mm, A30S-BFX 80, steel                      | 6078851     |
| 1F80 150x25x20 mm, 112A24Q4BF88 80, cast iron, form-able   | 6078852     |
| 1F80 150x25x20 mm, 805A24Q4BF88 80, cast iron, grey        | 6078853     |

On special request we can offer customized grinding disks to fit your exact applications.

### Optional Accessories:

Swivel connector G1/2"

Part No. 6078628

The swivel is an ingenious multi-directional connector. Connect your tool and the hose will stay in ideal position however much you and the tool move around. It takes the effort out of working in those cramped spaces. The hose feels almost weightless and it reduces hose wear.



Set - hose 4 m, connection

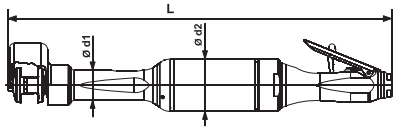
Part No. 315130A



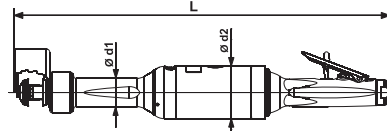
## SPECIFICATIONS - STRAIGHT GRINDERS WITH VANE MOTORS

### Straight grinders with vane motor

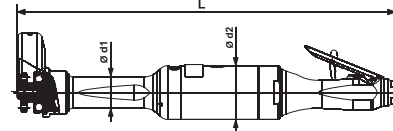
- for the fabrications on steel, for the deburring of welding-, casting-, and ridge-seams (with grinding disks)
- for the removal of rust, the descaling of rolled steel and forgings (with steel brushes)



GS 508-120BXA



GS 510-230BX



GS 812-150BXE

| For flat grinding disks                      | Model<br>Part No.         | GS 508-120BX<br>6061228A  | GS 510-230BX<br>6061289A | -                          |
|--|---------------------------|---------------------------|--------------------------|----------------------------|
| For cutting-off disks,<br>with autobalancer* | Model<br>Part No.         | -                         | -                        | GS 812-150BXE*<br>6061279A |
| For tapered grinding disks                   | Model<br>Part No.         | GS 508-120BXA<br>6061228B | -                        | -                          |
| Speed (no load)                              | min <sup>-1</sup> (rpm)   | 12 000                    | 9 500                    | 12 000                     |
| Max. power output                            | kW (hp)                   | 1,2 (1.61)                | 2,3 (3.08)               | 1,5 (2.0)                  |
| Air consumption (loaded)                     | m <sup>3</sup> /min (cfm) | 1,2 (42.37)               | 2,2 (77.68)              | 1,7 (60.0)                 |
| Air consumption (no load)                    | m <sup>3</sup> /min (cfm) | 0,65 (22.96)              | 0,7 (24.72)              | 0,7 (24.7)                 |
| I.D. of air inlet hose                       | mm (in)                   | 13 (.51)                  | 16 (.63)                 | 13 (.51)                   |
| Grinding disk-Ø outside                      | mm (in)                   | 80 (3")                   | 100 (4")                 | 125 (5")                   |
| Grinding disk-Ø inside                       | mm (in)                   | 20 (.79)                  | 20 (.79)                 | 22,23 (.84)                |
| Grinding disk - clamping range               | mm (in)                   | 20÷25 (.79÷.98)           | 20÷25 (.79÷.98)          | 2,5÷8 (.10÷.31)            |
| Max. allowable speed                         | m/s (ft/s)                | 50 (164)                  | 50 (164)                 | 80 (262.5)                 |
| Grinder-Ø d1/d2                              | mm (in)                   | 36/62 (1.42/2.44)         | 39/72 (1.54/2.83)        | 36/62 (1.42/2.44)          |
| Grinder length L                             | mm (in)                   | 453 (17.83)               | 520 (20.47)              | 436 (17.17)                |
| Air connection                               |                           | thread 3/8" female        | thread 1/2" female       | thread 3/8" female         |
| Weight                                       | kg (lbs)                  | 2,6 (5.73)                | 4,0 (8.82)               | 2,7 (5.95)                 |

Specifications at 90 psi (6,3 bar)

\* With Autobalancer for reduced vibrations

| Standard Equipment:     | Part Number |         |         |
|-------------------------|-------------|---------|---------|
| Allen key 2 mm          | 800443      | 800443  | 800443  |
| Allen key 5 mm          | 800448      | -       | 800448  |
| Allen key 6 mm          | 800449      | 800449  | 800449  |
| Hose nozzle G3/8"       |             |         |         |
| Hose nozzle G1/2"-13 mm | 6013772     | 6013772 | 6013772 |
| T wrench                | -           | -       | 828832  |

| Optional Accessories:                | Part Number |         |         |
|--------------------------------------|-------------|---------|---------|
| Plug 27SF AK17 SXN                   | 6074950     | -       | -       |
| Plug 27SF AK21 SXN                   | 6072227     | 6072227 | 6072227 |
| Hose nozzle, turn-able G1/2"         | -           | 6021377 | -       |
| Hose nozzle, turn-able G3/8"         | 6022433     | -       | 6022433 |
| O ring                               | 6070103     | -       | 6070103 |
| Swivel connector G3/8"               | 816376      | -       | 816376  |
| Swivel connector G1/2"               | -           | 6078628 | -       |
| Hose set (hose LW 13 mm, length 4 m) | -           | 315130A | -       |

### Optional Accessories:

Swivel connector G1/2", G3/8"  
Part No. 6078628, 816376

The swivel is an ingenious multi-directional connector. Connect your tool and the hose will stay in ideal position however much you and the tool move around. It takes the effort out of working in those cramped spaces. The hose feels almost weightless and it reduces hose wear.



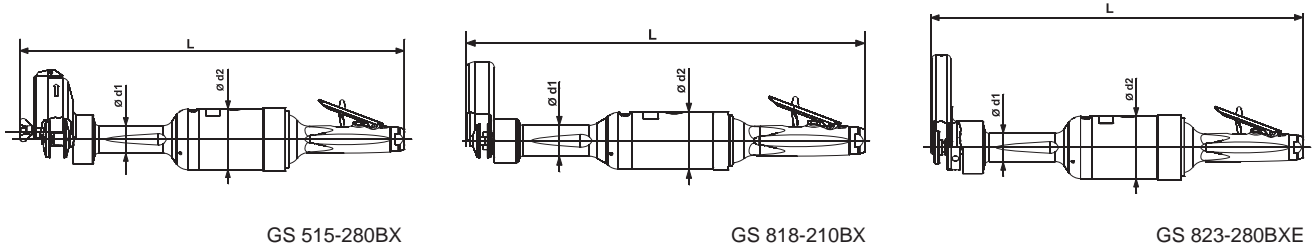
Set - hose 4 m, connection  
Part No. 315130A



## SPECIFICATIONS - STRAIGHT GRINDERS WITH VANE MOTORS

### Straight grinders with vane motor

- for the fabrications on steel, for the deburring of welding-, casting-, and ridge-seams (with grinding disks)
- for the removal of rust, the descaling of rolled steel and forgings (with steel brushes)



| For flat grinding disks                   | Model                     | GS 315-240BX       | GS 515-280BX       | -                          | -                  |
|---|---------------------------|--------------------|--------------------|----------------------------|--------------------|
|   | Part No.                  | 6061141A           | 6061301A           |                            |                    |
| For cutting-off disks                     | Model                     | -                  | -                  | GS 818-210BX               | -                  |
|   | Part No.                  |                    |                    | 6061296A                   |                    |
| For cutting-off disks, with Autobalancer* | Model                     | -                  | -                  | GS 818-210BXE*             | GS 823-280BXE*     |
|   | Part No.                  |                    |                    | 6061296B                   | 6061307B           |
| Speed (no load)                           | min <sup>-1</sup> (rpm)   | 4 000              | 6 400              | 8 500                      | 6 600              |
| Max. power output                         | kW (hp)                   | 2,4 (3.22)         | 2,8 (3.75)         | 2,1 (2.81)                 | 2,8 (3.75)         |
| Air consumption (loaded)                  | m <sup>3</sup> /min (cfm) | 1,9 (67.09)        | 2,4 (84.75)        | 2,1 (74.2)                 | 2,4 (84.75)        |
| Air consumption (no load)                 | m <sup>3</sup> /min (cfm) | 0,7 (24.72)        | 0,8 (28.25)        | 0,65 (23.0)                | 0,8 (28.25)        |
| I.D. of air inlet hose                    | mm (in)                   | 16 (.63)           | 16 (.63)           | 16 (.63)                   | 16 (.63)           |
| Grinding disk-Ø outside                   | mm (in)                   | 150 (6")           | 150 (6")           | 180 (7")                   | 230 (9")           |
| Grinding disk-Ø inside                    | mm (in)                   | 20 (.79)           | 20 (.79)           | 22,23 (.84)                | 22,23 (.84)        |
| Grinding disk - clamping range            | mm (in)                   | 20±25 (.79±.98)    | 20±25 (.79±.98)    | 8÷10 (.31±.39)             | 2,5÷10 (.1±.39)    |
| Max. allowable speed                      | m/s (ft/s)                | 32 (105)           | 50 (164)           | 80 (262.5)                 | 80 (262.5)         |
| Grinder-Ø d1/d2                           | mm (in)                   | 39/86 (1.54/3.39)  | 39/86 (1.54/3.39)  | 39/72 (1.54/2.83)          | 39/86 (1.54/3.39)  |
| Grinder length L                          | mm (in)                   | 564 (22.20)        | 545 (21.46)        | 506 (19.92)<br>511 (20.12) | 513 (20.20)        |
| Air connection                            |                           | thread 1/2" female | thread 1/2" female | thread 1/2" female         | thread 1/2" female |
| Weight                                    | kg (lbs)                  | 6,5 (14.33)        | 5,4 (11.90)        | 4,0 (8.82)<br>4,25 (9.37)  | 5,5 (12.13)        |

Specifications at 90 psi (6,3 bar)

\* With Autobalancer for reduced vibrations

| Standard Equipment:                        | Part Number |         |         |         |
|--|-------------|---------|---------|---------|
| Allen key 2 mm                             | -           | 800443  | 800443  | 800443  |
| Allen key 4 mm                             | -           | -       | 800447  | 800447  |
| (for design E, with autobalancer)          |             |         |         |         |
| Allen key 6 mm                             | 800449      | 800449  | 800449  | 800449  |
| Hose nozzle G1/2"                          | 6013767     | 6013767 | 6013767 | 6013767 |
| O ring                                     | 802517      | 802517  | 802517  | 802517  |
| T wrench (for design E, with autobalancer) | -           | -       | 828832  | 828832  |

| Optional Accessories:                | Part Number |         |         |         |
|--------------------------------------|-------------|---------|---------|---------|
| Swivel connector G1/2"               | 6078628     | 6078628 | 6078628 | 6078628 |
| Nipple                               | 6072227     | 6072227 | 6072227 | 6072227 |
| Hose nozzle G1/2"                    | 6021377     | 6021377 | 6021377 | 6021377 |
| Hose set (hose LW 13 mm, length 4 m) | 315130A     | 315130A | 315130A | 315130A |

#### Optional Accessories:

Swivel connector G1/2"

Part No. 6078628

The swivel is an ingenious multi-directional connector. Connect your tool and the hose will stay in ideal position however much you and the tool move around. It takes the effort out of working in those cramped spaces. The hose feels almost weightless and it reduces hose wear.



Set - hose 4 m, connection

Part No. 315130A



**DEPRAG**  
DEPRAG CZ a.s., Lázně Bělohrad

DEPRAG CZ a.s., T. G. Masaryka 113, 507 81 Lázně Bělohrad - Czech Republic  
Tel.: +420-493 771 511, Fax: +420-493 771 623, E-mail: [sales@deprag.cz](mailto:sales@deprag.cz), Internet: [www.deprag.cz](http://www.deprag.cz)

