



Screwdriving technology

Automation

Air motors

Air tools

DEPRAG
INDUSTRIAL

Air Grinders with Collets

Angle-Head Design - Power Output: 130 W, 300 W, 700 W
(.17 / .40 / .94 HP)

- highest power output at a low weight
- ergonomic
- highly durable

Our grinders with collets are especially well suited for the precision grinding with grinding tips and for fabricating using carbide cutters.

Ergonomic, low-weight and suitable for numerous application cases - in the tool-, die-, and mold making-industries or in small industrial areas.

These grinders efficiently allow the fabrication of plastics, metals and casting - even when using these tools in 24/7 operations.



GDA 030-300 BY



GDB 030-450 SX



GDA 013-550 SY



GDA 070-190 BX



The best tools for efficient material removal

High power output at a low weight

All DEPRAG Industrial grinders excel through their compact design while simultaneously achieving a high power output. Especially when used with carbide cutters, these tools offer a powerful solution.

Ergonomic

The ergonomic design of the handle and the surface treatment of the grip allows a continued and low-fatigue operation.

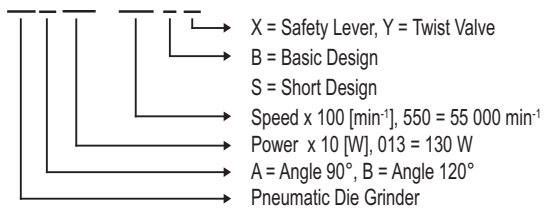
Highly durable

A robust construction assures the high longevity of your tool - even when used in continued- and mass-fabrications.



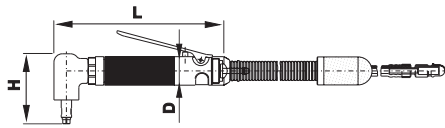
TYPE KEY

GDA 013 - 550 B X

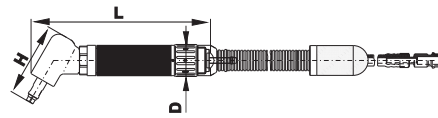


SPECIFICATIONS - GRINDERS WITH COLLETS - 130 W

Design



GDA 013-550 BX



GDB 013-550 BY

		Angle 90°		Angle 120°	
		Basic Design	Short Design	Basic Design	Short Design
Grinder with Collet	Model	GDA 013-550 BX	GDA 013-550 SX	GDB 013-550 BX	GDB 013-550 SX
Lever Valve	Part No.	830494 A	6060529A	830494 C	6060531A
Grinder with Collet	Model	GDA 013-550 BY	GDA 013-550 SY	GDB 013-550 BY	GDB 013-550 SY
Twist Valve	Part No.	830494 B	6060528A	830494 D	830828 A
Speed (no load)	min ⁻¹ (rpm)	55 000	55 000	55 000	55 000
Max. power output	W (hp)	130 (.17)	130 (.17)	130 (.17)	130 (.17)
Air consumption (no load)	m ³ /min (cfm)	0,20 (7.06)	0,20 (7.06)	0,20 (7.06)	0,20 (7.06)
I.D. of air inlet hose	mm (in)	5 (.20)	5 (.20)	5 (.20)	5 (.20)
Max. Ø of grinding tip	mm (in)	10 (.39)	10 (.39)	10 (.39)	10 (.39)
Max. Ø of grinding insert	mm (in)	3 (.12)	3 (.12)	3 (.12)	3 (.12)
Length of supply / exhaust hose	m	2 / 1	2 / 1	2 / 1	2 / 1
Weight (without hoses)	kg (lbs)	0,20 (.44)	0,20 (.44)	0,20 (.44)	0,20 (.44)
Dimensions Ø DxLxH	mm (in)	Ø 30x160x68 (Ø 1.2x6.3x2.7)	Ø 30x160x56 (Ø 1.2x6.3x2.2)	Ø 30x170x68 (Ø 1.2x6.7x2.7)	Ø 30x170x56 (Ø 1.2x6.7x2.2)
Air connection		Nozzle	Nozzle	Nozzle	Nozzle

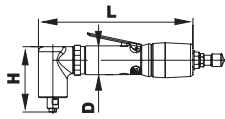
Specifications at 90 psi (6,3 bar)

Standard Equipment:	Part Number			
Collet Ø 3 mm	314406	6014304	314406	6014304
Spanner 7 mm	800400	-	800400	-
Spanner 8 mm	-	800399	-	800399
Spanner 9 mm	800401	-	800401	-
Wrench 6/9 mm	-	830649	-	830649
Nozzle	829220	829220	829220	829220

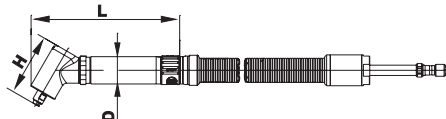
Optional Accessories:	Part Number			
Collet Ø 2 mm	314693	-	314693	-
Collet Ø 2,5 mm	-	6014313	-	6014313
Collet Ø 3,25 mm	314946	-	314946	-
Collet Ø 1/8"	314407	6014311	314407	6014311
Collet Ø 3/32"	314694	6014313	314694	6014313

SPECIFICATIONS - GRINDERS WITH COLLETS - 300 W

Design



GDA 030-450 SX



GDB 030-300 BY

		Angle 90°		Angle 120°	
Basic Design	Model	GDA 030-300 BX	GDA 030-450 BX	GDB 030-300 BX	GDB 030-450 BX
Lever Valve	Part No.	6060950A	6060955A	6060960A	6060965A
Basic Design	Model	GDA 030-300 BY	GDA 030-450 BY	GDB 030-300 BY	GDB 030-450 BY
Twist Valve	Part No.	6060949A	6060954A	6060959A	6060964A
Short Design	Model	GDA 030-300 SX	GDA 030-450 SX	GDB 030-300 SX	GDB 030-450 SX
Lever Valve	Part No.	6060953A	6060958A	6060963A	6060968A
Speed (no load)	min ⁻¹ (rpm)	30 000	45 000	30 000	45 000
Max. power output	W (hp)	300 (.40)	300 (.40)	300 (.40)	300 (.40)
Air consumption (no load)	m ³ /min (cfm)	0,44 (15.54)	0,44 (15.54)	0,44 (15.54)	0,44 (15.54)
Air consumption (load)	m ³ /min (cfm)	0,48 (16.94)	0,48 (16.94)	0,48 (16.94)	0,48 (16.94)
I.D. of air inlet hose	mm (in)	8 (.31)	8 (.31)	8 (.31)	8 (.31)
Max. Ø of grinding tip	mm (in)	20 (.79)	16 (.63)	20 (.79)	16 (.63)
Max. Ø of grinding insert	mm (in)	6 (.24)	6 (.24)	6 (.24)	6 (.24)
Length of supply / exhaust hose	m	2 / 1 2 / 1 -	2 / 1 2 / 1 -	2 / 1 2 / 1 -	2 / 1 2 / 1 -
Weight (without hoses)	kg (lbs)	0,48 (1.06) 0,46 (1.01) 0,52 (1.15)	0,48 (1.06) 0,46 (1.01) 0,52 (1.15)	0,48 (1.06) 0,46 (1.01) 0,52 (1.15)	0,48 (1.06) 0,46 (1.01) 0,52 (1.15)
Dimensions Ø DxLxH	mm (in)	Ø 35x172x78 (Ø 1.4x6.8x3.1) Ø 35x168x78 (Ø 1.4x6.6x3.1) Ø 35x203x78 (Ø 1.4x8.0x3.1)	Ø 35x172x78 (Ø 1.4x6.8x3.1) Ø 35x168x78 (Ø 1.4x6.6x3.1) Ø 35x203x78 (Ø 1.4x8.0x3.1)	Ø 35x191x78 (Ø 1.4x7.5x3.1) Ø 35x168x78 (Ø 1.4x6.6x3.1) Ø 35x203x78 (Ø 1.4x8.0x3.1)	Ø 35x191x78 (Ø 1.4x7.5x3.1) Ø 35x168x78 (Ø 1.4x6.6x3.1) Ø 35x203x78 (Ø 1.4x8.0x3.1)
Air connection		Nozzle	Nozzle	Nozzle	Nozzle

Specifications at 90 psi (6,3 bar)

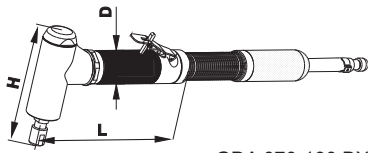
Air connection for models GDA/B 030-...BX/BY is Js 8/26/B. Design SX without air connection.

Standard Equipment:	Part Number
Collet Ø 6 mm	830648
Wrench 6/9 mm	830649
Spanner 11 mm	805491
Nozzle (Design BX/BY)	6072226
Nozzle (Design SX)	6072224

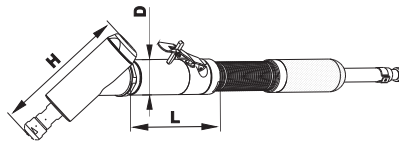
Optional Accessories:	Part Number
Collet Ø 3 mm	830650
Collet Ø 4 mm	830702
Collet Ø 5 mm	830703
Collet Ø 1/8"	830651
Collet Ø 3/16"	830652
Collet Ø 1/4"	830653

SPECIFICATIONS - GRINDERS WITH COLLETS - 700 W

Design



GDA 070-190 BX



GDB 070-190 BX

Basic Design, Angle 90°	Model	GDA 070-153 BX	GDA 070-190 BX	GDA 070-230 BX
Lever Valve	Part No.	830497 A	830497 C	830497 E
Basic Design, Angle 120°	Model	GDB 070-153 BX	GDB 070-190 BX	GDB 070-230 BX
Lever Valve	Part No.	830497 B	830497 D	830497 F
Speed (no load)	min ⁻¹ (rpm)	15 300	19 000	23 000
Max. power output	W (hp)	700 (.94)	700 (.94)	700 (.94)
Air consumption (no load)	m ³ /min (cfm)	0,5 (17.66)	0,5 (17.66)	0,5 (17.66)
I.D. of air inlet hose	mm (in)	10 (.39)	10 (.39)	10 (.39)
Max. Ø of grinding tip	mm (in)	50 (1.97)	50 (1.97)	40 (1.57)
Max. Ø of grinding insert	mm (in)	16 (.62)	16 (.62)	16 (.62)
Length of supply / exhaust hose	m	2 / 1	2 / 1	2 / 1
Weight (without hoses)	kg (lbs)	1,0 (2.20)	1,0 (2.20)	1,0 (2.20)
Dimensions Ø DxLxH	mm (in)	Ø 41x192x151 (Ø 1.6x7.6x5.9)	Ø 41x192x151 (Ø 1.6x7.6x5.9)	Ø 41x192x151 (Ø 1.6x7.6x5.9)
		Ø 41x148x151 (Ø 1.6x5.8x5.9)	Ø 41x148x151 (Ø 1.6x5.8x5.9)	Ø 41x148x151 (Ø 1.6x5.8x5.9)
Air connection		Nozzle	Nozzle	Nozzle

Specifications at 90 psi (6,3 bar)

Standard Equipment:	Part Number
Collet Ø 6 mm	315018
Spanner 14 mm	800410
Spanner 17 mm	800405
Nozzle	315071

Optional Accessories:	Part Number
Collet Ø 8 mm	315073
Collet Ø 9 mm	315089
Collet Ø 3/16"	315088
Collet Ø 1/4"	315074
Collet Ø 5/16"	315090

DEPRAG

DEPRAG CZ a.s., Lázně Bělohrad

DEPRAG CZ a.s., T. G. Masaryka 113, 507 81 Lázně Bělohrad - Czech Republic
Tel.: +420-493 771 511, Fax: +420-493 771 623, E-mail: sales@deprag.cz, Internet: www.deprag.cz



Specifications subject to change without prior notice