

DEPRAG


INDUSTRIAL

Pneumatic Rammers
Model HR 042(069, 093)-MK2B
Pneumatic Scalers
Model AK 80, AK 100, AK 2A
Industrial Vibrator
Model V 36



Industrial Vibrator

Application: To stir moldings, as an external vibrator for container housings, receptacles, slides, drainage fixtures and tilting wagons and to condense sand, dirt, concrete, etc.



Scaler - Model AK 80

Scalers

Application: For de-rusting, to de-scale burrs on forgings and to remove scale-formations, rust or paint.



Rammer - Model HR069-MK2B



Rammer - Model HR093-MK2B

Rammers

Application: The rammers are used in many applications, such as the scaling of forgings when used with tampered- or rubber butts, the cleaning of Open-Hearth- or Electric Ovens, for the compacting of concrete and dirt during construction, as well as for fabrication in the cement- and stone production. The light-weight rammer HR 042-MK2B is also well-suited for operation in the core production.



Rammer - Model HR042-MK2B

Specifications subject to change without prior notice

Rammers

Specifications






Model Part Number	HR 042-MK2B 2701441A	HR 069-MK2B 2701091A	HR 093-MK2B 2701571A
Impacts	min ⁻¹ (rpm) 850	850	650
Air consumption	m ³ /min (cfm) 0,28 (9.88)	0,28 (9.88)	0,8 (9.88)
Taper for insertion tool	MK 2	MK 2	MK 2
Piston-Ø	mm (in) 27,5 (1.08)	27,5 (1.08)	32 (1.26)
Piston stroke	mm (in) 119,5 (4.70)	119,5 (4.70)	160 (6.30)
Length	mm (in) 490 (19.30)	1110 (43.70)	1200 (47.25)
Weight	kg (lbs) 4,2 (9.25)	6,9 (15.21)	9,3 (20.50)
I.D. of air inlet hose	mm (in) 13 (1/2")	13 (1/2")	13 (1/2")
Connection thread	G 1/2" i	G 1/2" i	G 1/2" i

Specifications at 90 psi (6,3 bar)

Standard Equipment

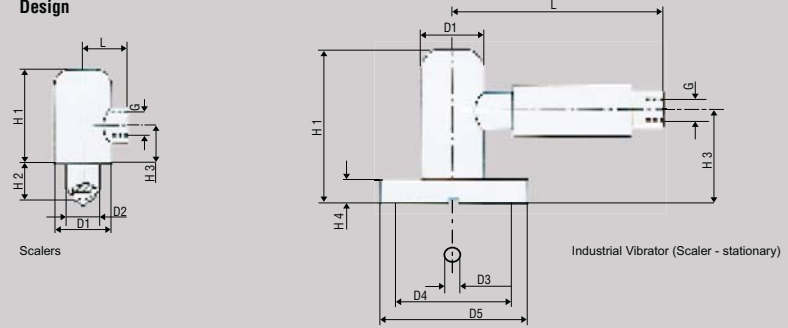
Name
Claw coupler

Optional Accessories

Butt	Cast Iron MK 2	Rubber MK 2	Cast Iron MK 2	Rubber MK 2	Cast Iron MK 2	Rubber MK 2
round						
 Ø 40 mm Part No.	-	804837	-	804837	-	804837
Ø 60 mm Part No.	804827	804838	804827	804838	804827	804838
Ø 75 mm Part No.	-	-	-	-	-	804839
Ø 80 mm Part No.	-	-	-	-	804828	-
quadratic						
 60 x 60 mm Part No.	804847	-	804847	-	804847	-
80 x 80 mm Part No.	-	404856	-	804856	804848	804856
100 x 100 mm Part No.	-	-	-	-	804849	804857
square						
 60 x 20 mm Part No.	804862	-	804862	-	804862	-
75 x 45 mm Part No.	-	804871	-	804871	-	804871
75 x 50 mm Part No.	-	-	-	-	804865	-
wedge						
 50 x 25 mm Part No.	-	804884	-	804884	-	804884
50 x 50 mm Part No.	-	804885	-	804885	-	804885
75 x 25 mm Part No.	-	804886	-	804886	-	804886
70 x 50 mm Part No.	-	804887	-	804887	-	804887
chisel to butt-releasing  Part No.		804890		804890		804890

Scalers, Industrial Vibrator

Design



Specifications

Design	Scalers (hand), Remote Start						Scaler (stationary), Twist Valve	
	Model Part Number	AK 80 2203631A	AK 100 2203701A	AK 2 A 2202981A	V 36 2201001A			
Impacts	min ⁻¹ (rpm) 3400	3400	2800	2800	0,3	10.60	0,3	10.60
Air consumption	m ³ /min (cfm) 0,2 (7.06)	0,25 (8.83)	0,3 (10.60)	0,3 (10.60)	50	1.97	50	1.97
Housing-Ø	(D1) mm (in) 50 (1.97)	75 (2.95)	55 (2.17)	50 (1.97)	14	(.55)	90	(3.54)
Piston-Ø	(D2) mm (in) 28 (1.10)	38 (1.50)	28 (1.10)	-	120	(4.72)	171x125	(6.73)
Hole-Ø	(D3) mm (in) -	-	-	-	16	(.63)	25	(.98)
Holle-Pattern	(D4) mm (in) -	-	-	-	21	(.83)	32	(1.26)
Flange-Ø	(D5) mm (in) -	-	-	-	40	(1.58)	21	(.83)
Length x height	(LxH1) mm (in) 38x70 (1.50x2.75)	45x66 (1.77x2.60)	38x83 (1.50x3.27)	171x125 (6.73)	40	(1.58)	21	(.83)
Piston-projection max.	(H2) mm (in) 16 (.63)	25 (.98)	33 (1.30)	-	75	(2.95)	20	(.78)
Height	(H3) mm (in) 40 (1.58)	21 (.83)	32 (1.26)	75 (2.95)	75	(2.95)	20	(.78)
Plange thick	(H4) mm (in) -	-	-	-	20	(.78)	20	(.78)
Air connection	(G)	G 1/2" i	G 1/2" i	G 1/2" i	G 3/8" i		G 3/8" i	
Weight	kg (in) 1,8 (3.97)	1,9 (4.19)	1,3 (2.87)	5,4 (11.9)	10	(13/32")	10	(13/32")
I.D. of air inlet hose	mm (in) 10 (13/32")	10 (13/32")	10 (13/32")	10 (13/32")	10	(13/32")	10	(13/32")

Specifications at 90 psi (6,3 bar)

Optional Accessories

Name
Claw coupler (V 36)