



Screwdriving technology

Automation

Air motors

Air tools

## Air Grinders - Angle

without gearing /// with gearing with vane/turbine motor

For grinding wheels Ø 100, 115, 125, 150, 180, 230 mm

Power output: 500 W - 2,4 kW (.67 - 3.22 HP)

Speed - no load: 6 600 - 13 200 min<sup>-1</sup>

- high power output
- ergonomic
- efficient
- heavy-duty design
- straight grinders without gearing for the grinding and cutting of open surface
- grinder with gearing - for the grinding in hard-to-reach areas

### Pneumatic Turbine Grinders:

- oilfree and maintenance-free operation, turbine motor does not require airline lubrication
- maximum material removal
- Double the power! Half the Weight!
- optimal power to weight ratio, low air consumption
- perfect handling by means of an anti-vibration side handle and ergonomic shape

These robust grinders are best used for the scrubbing and leveling of cast-iron parts, steel parts, welding seams, non-ferrous metals of all types and rock, as well as for any other fabrication areas such as the steel-, and container construction, for machine building, in foundries and concrete construction. These grinders are designed to perform best on heavy duty-industrial applications. The robust construction of these tools assure an extended longevity - even when used in 24/7 operations.



## The best tools for efficient material removal

### High power output

The DEPRAG Industrial line of angle grinders excel through the compact design and the concurrent high power-output. The construction of the motor is based on the most modern materials, which allow them to reach their maximum possible power. The already high power-to-weight ratio of our standard air-grinders is surpassed by our grinders equipped with turbine motors.

### Ergonomical

These grinders operate at an extreme low noise-level. The ergonomic design of the tool-grip and also the side-handle reduces the machine's vibration.

### Efficient

The speed-generator guarantees the highest amount of material removal with a low air-consumption, while reaching an outstanding machine life span.

### Grinders without gearing

Our straight grinders without gearing are mainly used for the grinding and cutting of open surfaces.

### Grinder with gearing

By installing a gear into the angle-head, it is possible to greatly reduce the head height. Because of the reduced head height, it is possible to use these grinders in hard-to-reach areas.

### Oil-free operation

For an oilfree operation, we offer our special line of turbine grinders.

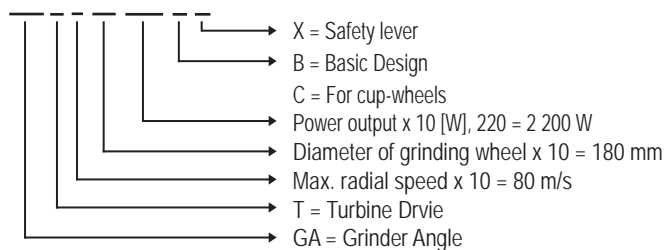


## Applications

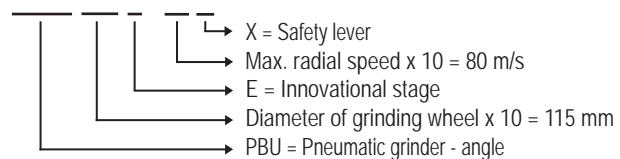
- Deburring of welding seams (ship building)
- Cutting of gate sections (cast-iron engine blocks)
- Cutting of thick-walled profiles (steel construction)

## TYPE KEY

### GA T 8 18-220 B X

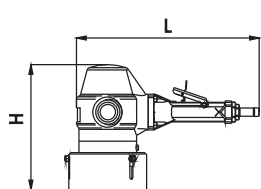


### P B U 180 E - 80 X

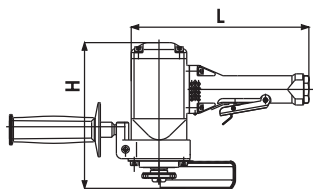


## SPECIFICATIONS - ANGLE GRINDERS WITH DIRECT DRIVE

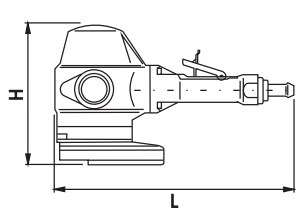
**Design - Angle Grinders with Direct Drive - for grinding disks of type 27/28: Ø 115 mm, 150 mm, 180 mm, 230 mm, for cup-grinding wheels of type 11/6: Ø 125 mm. Our straight grinders without gearing are mainly used for the grinding of open surfaces. With vane motor.**



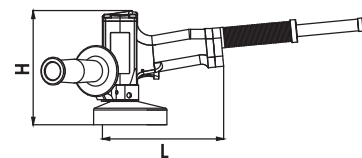
PBU 125C-45X



PBU 150G-80X  
PBU 180G-80X  
PBU 230G-80X



PBU 180E-80X  
PBU 180F-80X  
PBU 230E-80X



PBU 115C-80Z

		Ø 115 mm (4.5")	-	Ø 150 mm (6")	Ø 180 mm (7")	Ø 230 mm (9")
<b>For grinding wheels</b>	<b>Max. Ø</b>	Ø 115 mm (4.5")	-	Ø 150 mm (6")	Ø 180 mm (7")	Ø 230 mm (9")
<b>For cup-grinding wheels</b>	<b>Max. Ø</b>	-	Ø 125 mm (5")	-	-	-
Safety lever on handle facing upwards Without auto-balancing-unit	<b>Model</b> Part No.	-	<b>PBU 125C-45X</b> 6060487A	-	<b>PBU 180E-80X</b> 826310 A	<b>PBU 230E-80X</b> 826312 A
Safety lever on handle facing upwards With auto-balancing-unit *	<b>Model</b> Part No.	-	-	-	<b>PBU 180F-80X</b> 826311 A	-
Safety lever on handle facing downwards With auto-balancing-unit *	<b>Model</b> Part No.	-	-	<b>PBU 150G-80X</b> 6060457A	<b>PBU 180G-80X</b> 830426 A	<b>PBU 230G-80X</b> 6060455A
Start by button With auto-balancing-unit *	<b>Model</b> Part No.	<b>PBU 115C-80Z</b> 826309 A	-	-	-	-
Speed (no load)	min <sup>-1</sup> (rpm)	13 200	6 600	10 200	8 500	6 600
Max. power output	kW (hp)	0,5 (.67)	2,35 (3.15)	1,9 (2.55)	2,4 (3.22) 1,2 (1.61) 1,9 (2.5)	2,35 (3.15) 1,9 (2.55)
Air consumption (under load/no load)	m <sup>3</sup> /min (cfm)	0,8/0,5 (29.0/18.4)	2,0/0,7 (70.6/24.7)	1,8/0,9 (63.6/31.8)	2,3/1,1 (79.4/38.8) 1,5/0,7 (60./24.7) 1,8/0,7 (63.6/24.7)	2,0/0,7 (70.6/24.7) 1,8/0,8 (63.6/28.2)
Thickness of grinding wheel	mm (in)	4;6;8 (.16,.24,.32)	50 (1.97)	6;8 (.24,.32)	6;8;10 (.24,.32,.39) 6;8 (.24,.32) 6;8;10 (.24,.32,.39)	6;8 (.24,.32)
Max. radial speed	m/s (ft/s)	80 (262.4)	45 (147.6)	80 (262.4)	80 (262.4)	80 (262.4)
I.D. of air inlet hose	mm (in)	10 (.39)	16 (.63)	16 (.63)	16 (.63) 13 (.51) 16	16 (.63)
Length of supply/exhaust hose	m (in)	2 / 1 (78.7/39.4)	-	-	-	-
I.D. of grinding wheel	mm (in)	Ø 22,2	Ø 22,2x50	Ø 22,2	Ø 22,2	Ø 22,2
Dimensions LxH	mm (in)	160x157(6.3x6.2)	335x230 (13.2x9.1)	234x192 (9.2x7.6)	335x220 (13.2x8.7) 310x165 12.2x6.5) 234x192 (9.2x7.6)	335x200(13.2x7.9) 234x192(9.2x7.6)
Weight	kg (lbs)	1,9 (4.19)	5,6 (12.35)	4,0 (8.82)	5,6 (12.35) 4,2 (9.26) 4,0 (8.82)	5,6 (12.35) 4,4 (9.70)
Spindle thread		M14	-	M14	M14	M14
Air connection		hose nozzle	thread 1/2"female	thread 1/2"female	thread 1/2"female thread 3/8"female thread 1/2"female	thread 1/2"female

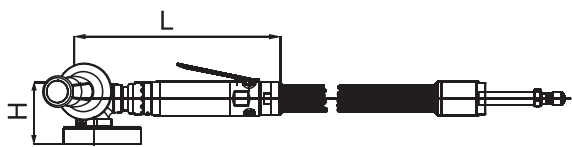
Specifications at 90 psi (6,3 bar)

\* Auto-balancing-unit (ABU) drastically decreases vibration.

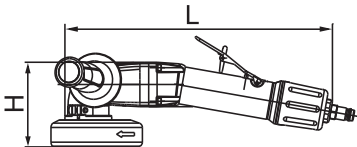
Standard Equipment:	Part Number				
Pin wrench	828832	-	828832	828832	828832
Spanner 10 mm	-	800402	-	-	-
Allen key 3 mm	800446	-	-	-	-
Allen key 4 mm (Design G)	-	-	800447	800447	800447
Allen key 5 mm (Design G, PBU 115C-80Z)	800448	-	800448	800448	800448
Allen key 6 mm	800449	800449	800449	800449	800449
Hose nozzle (Design G)	-	-	6013767	6013767	6013767
Hose nozzle	315071	-	-	-	-
Seal ring 18x2 mm (Design G)	-	-	802517	802517	802517

# SPECIFICATIONS - ANGLE GRINDERS WITH DIRECT DRIVE

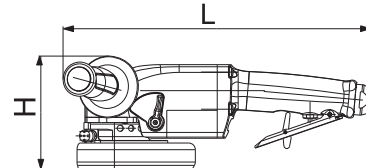
**Design - Angle Grinders with Angle Gear - for grinding disks of type 27/28, 41/42: - Ø 100 mm, 115 mm, 125 mm, 150 mm. Because of the reduced head height, it is possible to use these grinders in hard-to-reach areas. With vane motor.**



GA 810-050BX



GA 811-100BX  
GA 812-100BX



GA 812-190BX  
GA 815-190BX

For grinding wheels	Max. Ø	Ø 100 mm (4")	Ø 115 mm (4.5")	Ø 125 mm (5")	Ø 125 mm (7")	Ø 150 mm (9")
Safety lever on handle facing up/downwards	Model Part No.	GA 810-050BX 6061139A	GA 811-100BX 6060546A	GA 812-100BX 6060545A	GA 812-190BX 6061275A	GA 815-190BX 6061275B
Speed (no load)	min <sup>-1</sup> (cfm)	15 300	13 200	12 200	11 900	9 850
Max. power output	kW (hp)	0,5 (.67)	1,0 (1.34)	1,0 (1.34)	1,9 (2.55)	1,9 (2.55)
Air consumption (no load)	m <sup>3</sup> /min (cfm)	0,85 (30.0)	0,7 (24.7)	0,7 (24.7)	1,0 (35.3)	1,0 (35.3)
Air consumption (under load)	m <sup>3</sup> /min (cfm)	0,35 (12.4)	1,2 (42.4)	1,2 (42.4)	2,2 (77.7)	2,2 (77.7)
I.D. of grinding wheel	mm (in)	Ø 16 (.63)	Ø 22,23 (29.8)	Ø 22,23 (29.8)	Ø 22,23 (29.8)	Ø 22,23 (29.8)
Thickness of grinding wheel	mm (in)	max. 6 (.24)	3;4;6 (.12,.16,.24)	3;4;6 (.12,.16,.24)	3;4;6 (.12,.16,.24)	3;4;6 (.12,.16,.24)
Thickness of cutting-off wheel	mm (in)	max. 2,5 (.10)	1;1,6;2 (.04,.06,.08)	1;1,6;2 (.04,.06,.08)	1;1,6;2 (.04,.06,.08)	1;1,6;2 (.04,.06,.08)
Max. radial speed	m/s (ft/s)	80	80	80	80	80
I.D. of air inlet hose	mm (in)	10 (.39)	13 (.47)	13 (.47)	16 (.63)	16 (.63)
Dimensions LxH	mm (in)	236x72 (9.3x2.8)	319x101 (12.6x4.0)	319x101 (12.6x4.0)	323x110 (12.7x4.3)	323x110 (12.7x4.3)
Max. cutting depth	mm (in)	30 (40.23)	29 (38.9)	34 (45.6)	30,5 (41.0)	43 (57.7)
Weight	kg (lbs)	1,3 (2.87)	2,4 (5.29)	2,4 (5.29)	3 (6.61)	3,1 (6.83)
Air connection		hose nozzle	hose nozzle	hose nozzle	thread 1/2"female	thread 1/2"female

Specifications at 90 psi (6,3 bar)

Standard Equipment:	Part Number				
Pin wrench	-	828832	828832	828832	828832
Plug	-	-	-	6013767	6013767
Allen key 3 mm	800446	-	-	-	-
Allen key 4 mm	-	800447	800447	-	-
Allen key 5 mm	-	800448	800448	-	-
Allen key 6 mm	-	800449	800449	-	-
Special key	6018988	-	-	-	-
Special key	828832 B	-	-	-	-
Hose nozzle	315071	6074950	-	-	-

Optional Accessories:	Part Number				
Swivell connector G1/2"	6078628	6078628	6078628	6078628	6078628
Hose nozzle, turnable G1/2"	-	-	-	6021377	6021377
Clamping nut (for type 41)	-	-	-	-	310186
Oil set for oil change in head	790083 A	-	-	-	-

## Optional Accessories:

Swivell connector G1/2"  
Part No. 6078628



The swivel is an ingenious multi-directional connector. The swivel connector bends and rotates 360° in all directions while the hose stays straight.

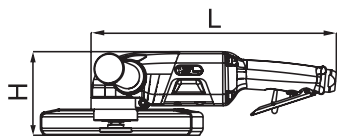
**Your Advantages:** Improved ergonomics, less strength is needed to move around tool and hose. Reduced hose wear. High flow capacity and low pressure drop. Strong and durable for long life-time.

Hose nozzle, turnable, G1/2"  
Part No. 6021377

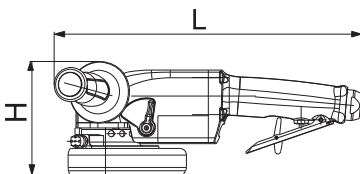


# SPECIFICATIONS - ANGLE GRINDERS WITH DIRECT DRIVE

**Design - Angle Grinders with Angle Gear - for grinding disks of type 27/28, 41/42: - Ø 180 mm, 230 mm. Because of the reduced head height, it is possible to use these grinders in hard-to-reach areas. With vane motor.**



GA 818-230BX  
GA 823-230BX



GA 818-190BX  
GA 823-190BX

For grinding wheels	Max. Ø	Ø 180 mm (7")	Ø 180 mm (7")	Ø 230 mm (9")	Ø 230 mm (9")
<b>Safety lever on handle facing downwards</b>	<b>Model</b>	<b>GA 818-190BX</b>	<b>GA 818-230BX</b>	<b>GA 823-190BX</b>	<b>GA 823-230BX</b>
	<b>Part No.</b>	6061275C	6060970A	6061275D	6060971A
Speed (no load)	min <sup>-1</sup> (cfm)	8 350	8 000	6 650	6 640
Max. power output	kW (hp)	1,9 (2.55)	2,3 (3.08)	1,9 (2.55)	2,3 (3.08)
Air consumption (no load)	m <sup>3</sup> /min (cfm)	1,0 (35.1)	1,8 (63.6)	1,0 (35.1)	1,3 (45.9)
Air consumption (under load)	m <sup>3</sup> /min (cfm)	2,2 (77.7)	2,5 (88.3)	2,2 (77.7)	2,5 (88.3)
I.D. of grinding wheel	mm (in)	Ø 22,23 (29.8)	Ø 22,23 (29.8)	Ø 22,23 (29.8)	Ø 22,23 (29.8)
Thickness of grinding wheel	mm (in)	4;6;8 (.16,.24,.32)	4;6;8;10 (.16,.24,.32,.39)	4;6;8 (.16,.24,.32)	4;6;8 (.16,.24,.32)
Thickness of cutting-off wheel	mm (in)	2,5;3,2 (.10,.13)	2,5;3,2 (.10,.13)	2,5;3,2 (.10,.13)	2,5;3,2 (.10,.13)
Max. radial speed	m/s (ft/s)	80	80	80	80
I.D. of air inlet hose	mm (in)	16 (.63)	16 (.63)	16 (.63)	16 (.63)
Dimensions LxH	mm (in)	323x119 (12.7x4.7)	350x120 (13.8x4.7)	323x119 (12.7x4.7)	350x120 (13.8x4.7)
Max. cutting depth	mm (in)	58 (2.28)	55 (2.17)	83 (3.27)	80 (3.15)
Weight	kg (lbs)	3,3 (7.28)	4,4 (9.70)	3,6 (7.93)	4,6 (10.14)
Spindle thread		M14	M14	M14	M14
Air connection		thread 1/2"female	thread 1/2"female	thread 1/2"female	thread 1/2"female

Specifications at 90 psi (6,3 bar)

Standard Equipment:	Part Number			
Pin wrench	828832	828832	828832	828832
Plug G1/2"	6013767	6013767	6013767	6013767

Optional Accessories:	Part Number			
Nipple	-	6074623	-	6074623
Swivel connector G1/2"	6078628	6078628	6078628	6078628
Hose nozzle, turnable, G1/2"	6021377	6021377	6021377	6021377
Additional handle	-	6018524A	-	6018524A
Clamping nut (for type 41)	310186	-	310184	-

**Optional Accessories:**  
Additional handle  
Part No. 6018524A



Swivel connector G1/2"  
Part No. 6078628



The swivel is an ingenious multi-directional connector. The swivel connector bends and rotates 360° in all directions while the hose stays straight.

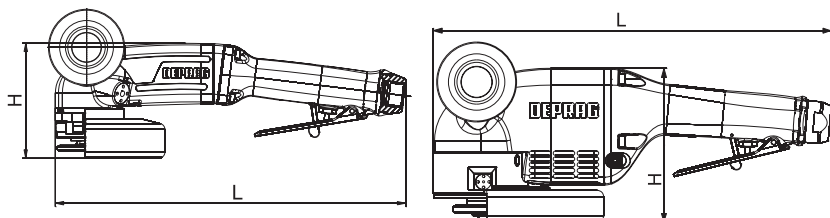
**Your Advantages:** Improved ergonomics, less strength is needed to move around tool and hose. Reduced hose wear. High flow capacity and low pressure drop. Strong and durable for long life-time.

Hose nozzle, turnable, G1/2"  
Part No. 6021377




# SPECIFICATIONS - TURBINE ANGLE GRINDERS WITH DIRECT DRIVE

**Design - Angle Grinders with Angle Gear - for grinding disks of type 27/28, 41/42: - Ø 125 mm, 180 mm, Because of the reduced head height, it is possible to use these grinders in hard-to-reach areas. With turbine motor.**



GAT 812-221/260BX  
GAT 818-260BX

GAT 818-451BX



For grinding wheels	Max. Ø	Ø 125 mm (5")	Ø 125 mm (5")	Ø 180 mm (7")	Ø 180 mm (7")
<b>Safety lever facing downwards</b>	<b>Model</b>	<b>GAT 812-221BX</b>	<b>GAT 812-260BX</b>	<b>GAT 818-260BX</b>	<b>GAT 818-451BX</b>
	<b>Part No.</b>	310519 B	310519 C	310687 A	418193 F
Speed (no load)	min <sup>-1</sup> (rpm)	12 000	12 000	8 500	8 500
Max. power output	kW (hp)	2,2 (2.95)	2,6 (3.49)	2,6 (3.49)	4,5 (6.03)
Air consumption (no load)	m <sup>3</sup> /min (cfm)	0,56 (19.8)	0,63 (22.2)	0,63 (22.2)	1,2 (42.4)
Air consumption (under load)	m <sup>3</sup> /min (cfm)	2,0 (70.6)	2,25 (79.4)	0,36 (12.7)	3,4 (120.1)
I.D. of grinding wheel	mm (in)	Ø 22,23 (29.8)	Ø 22,23 (29.8)	Ø 22,23 (29.8)	Ø 22,23 (29.8)
Thickness of grinding wheel	mm (in)	4;6 (.16,.24)	4;6 (.16,.24)	4;6;8;10 (.16,.24,.32,.39)	4;6;8 (.16,.24,.32)
Thickness of cutting-off wheel	mm (in)	2;2,5;3,2 (.08,.10,.13)	2;2,5;3,2 (.08,.10,.13)	2;2,5;3,2 (.08,.10,.13)	2;2,5;3,2 (.08,.10,.13)
Max. radial speed	m/s (ft/s)	80	80	80	80
I.D. of air inlet hose	mm (in)	13 (.47)	13 (.47)	13 (.47)	19 (.75)
Dimensions LxH	mm (in)	299x98 (11.8x3.9)	299x98 (11.8x3.9)	313x106 (12.3x4.2)	324x125 (12.8x4.9)
Max. cutting depth	mm (in)	38,5 (1.52)	38,5 (1.52)	59 (2.32)	51 (2.01)
Weight	kg (lbs)	2,2 (4.85)	2,2 (4.85)	2,8 (6.17)	4,0 (8.82)
Air connection		thread 1/2"female	thread 1/2"female	thread 1/2"female	thread 1/2"female

Specifications at 90 psi (6,3 bar)

Standard Equipment:	Part Number			
Allen key 5 mm	800448	800448	-	-
Nipple	6013767	6013767	6013767	6013767

Optional Accessories:	Part Number			
Hose set (4-meter hose, LW 13 mm)	315130 A	315130 A	315130 A	-
Hose set (4-meter hose, LW 19 mm)	-	-	-	418710 A
Oil set for oil change in head	790083 A	790083 A	790083 A	790083 A
Swivel connector, G1/2"	6078628	6078628	6078628	6078628
Hose nozzle, turnable G1/2"	6021377	6021377	6021377	6021377
Chucking flange	310802	310802	310802	-
Chucking nut (for grinding wheels of type 41)	-	-	101524	-
Suction (for fibre wheels)	310831 A	310831 A	310831 A	-
Suction (for cutting-off wheels)	310836 A	310836 A	310836 A	-
Milling device (for milling work)	311060 A	311060 A	311060 A	-

## Optional Accessories:

Swivel connector G1/2"  
Part No. 6078628



The swivel is an ingenious multi-directional connector. The swivel connector bends and rotates 360° in all directions while the hose stays straight.

**Your Advantages:** Improved ergonomics, less strength is needed to move around tool and hose. Reduced hose wear. High flow capacity and low pressure drop. Strong and durable for long life-time.

Hose nozzle, turnable, G1/2"  
Part No. 6021377





**DEPRAG**  
DEPRAG CZ a.s., Lázně Bělohrad

DEPRAG CZ a.s., T. G. Masaryka 113, 507 81 Lázně Bělohrad  
Tel.: +420-493 771 511, Fax: +420-493 771 623, E-mail: [sales@deprag.cz](mailto:sales@deprag.cz), Internet: [www.deprag.cz](http://www.deprag.cz)

