



Screwdriving technology

Automation

Air motors

Air tools



DEPRAG

Compressed Air Conditioning and Accessories

- **One Stop Shop**
- **process reliable**
- **efficient**
- **economical**
- **high degree of reusability**

DEPRAG offers a comprehensive programme of equipment as well as complementary accessories.

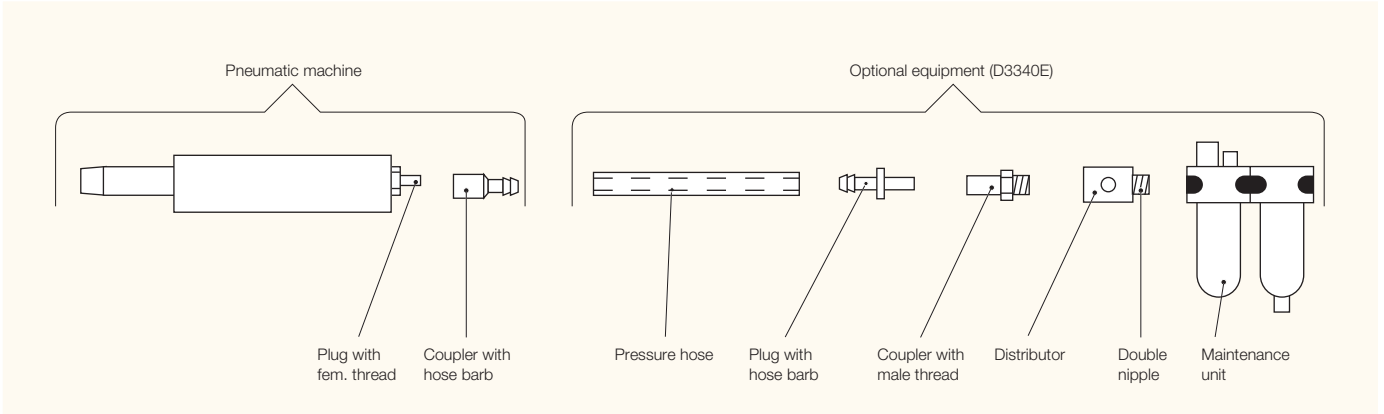
From the complete layout of your manual work station for manual production tasks to compressed air preparation – every option from one source - DEPRAG.




OVERVIEW

Air connection example	Page 3
Hoses, connections	Page 4 / 5
Couplers, plugs, seal ring, hose nozzles	Page 6
Claw couplers, safety couplers, hose connectors, hose clamps, connector plugs	Page 7
Maintenance unit and filter-regulator, filter and oiler, pressure regulators, point-of-use oiler	Page 8
Special oil, lubrication grease, shut-off-valves, ball valves, brass seal, blow guns, pressure-distributor	Page 9
Exhaust filter, flow sensor, screw holder, perforated plates, injector, vacuum pump, vacuum hose	Page 10
Measuring technology, tachometer	Page 11

AIR CONNECTION EXAMPLE



HOSES



Pressure Hose (Plastic)

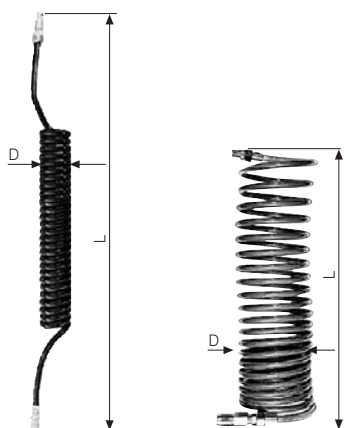


Pressure Hose (Rubber)

Pressure hoses, oil resistant

Plastic				Rubber			
I.D. mm / in.	O.D. mm / in.	Part no.	Comment	I.D. mm / in.	O.D. mm / in.	Part no.	Comment
2.9 / 7/64	4.3 / 11/64	806116	PE-tube black PVC with fabric supplem. black	7 / 1/4	16 / 5/8	806090	with fabric supplement, black
3 / 1/8	5 / 13/64	806107					
4 / 5/32	6 / 1/4	811326					
4 / 5/32	6.2 / 1/4	822126					
6 / 1/4	8.2 / 21/64	8061141					
6 / 1/4	12 / 1/2	806095	PVC with fabric supplement, transparent	15 / 5/8	25 / 1	806093	
10 / 3/8	16 / 5/8	806096					
12 / 1/2	21 / 13/16	806097					
16 / 5/8	24 / 15/16	806098					
19 / 3/4	29 / 15/32	806099					
10 / 3/8	16 / 5/8	806096		10 / 3/8	19 / 3/4	806091	
12 / 1/2	21 / 13/16	806097		13 / 1/2	23 / 29/32	806092	
16 / 5/8	24 / 15/16	806098		15 / 5/8	25 / 1	806093	
19 / 3/4	29 / 15/32	806099		19 / 3/4	29 / 15/32	806094	
				25 / 1	39 / 19/16	806117	

Pressure spiralhoses, Polyamid oil-resistant



Pressure spiralhose

Hose I.D. mm / in.	D mm / in.	L-work length m / ft.	L-fully extend. max. m / ft.	Connection	Part no.
4 / 5/32	32 / 1 1/4	0.8 - 2 / 2.6 - 6.6	3.3 / 10.8	without connections	820261
6 / 1/4	65 / 2 9/16	1 - 2.5 / 3.3 - 8.2	5 / 16.4	Thread 1/4" male	double-sided 820274
10 / 3/8	130 / 5 1/8	0.3 - 4 / 1 - 13.1	7.5 / 24.6	Thread 3/8" male	rotatable con- 805750 A
13 / 1/2	190 / 7 1/2	0.15 - 2.5 / 0.5 - 8.2	3.5 / 11.5	Thread 1/2" male	nection and anti- 805749 A
13 / 1/2	190 / 7 1/2	0.3 - 5 / 1 - 16.4	7.5 / 24.6	Thread 1/2" male	kink protection 805751 A
for NANOMAT and MICROMAT Screwdriver					
4 / 5/32	32 / 1 1/4	0.8 - 2 / 2.6 - 6.6	3 / 9.8	Plug 801565 / Coupler 804258 with kink guard	346697 M
for MICROMAT Screwdriver					
4 / 5/32	32 / 1 1/4	0.8 - 2 / 2.6 - 6.6	3 / 9.8	Plug 801555 / Coupler 820301 Plug 801565 / Coupler 820301	346697 D 346697 G
for MINIMAT Screwdriver (motor size 1)					
4 / 5/32	32 / 1 1/4	0.8 - 2 / 2.6 - 6.6	3 / 9.8	Plug 801565 / Coupler 825112 with kink guard	346697 L
for MINIMAT Screwdriver (motor size 1 and 2)					
6 / 1/4	65 / 2 9/16	1 - 2.5 / 3.3 - 8.2	5 / 16.4	Plug 323214/Coupler 804282	346697 E
for MINIMAT Screwdriver (motor size 2.5 and 3)					
6 / 1/4	65 / 2 9/16	1 - 2.5 / 3.3 - 8.2	5 / 16.4	Plug 323214/Coupler 804283	346697 F
Spiralhose antistatic for MINIMAT-ESD Screwdriver (motor size 1, 2, 2.5 and 3)					
7.5 / 19/64	65 / 2 9/16	0.8 - 2.5 / 2.6 - 8.2	3 / 9.8	Thread 1/4" male	346697 P



806113
to
398703 A
and
204195 A



330628 A

Exhaust Hoses

Exhaust Hoses

Motor Size	Length m / ft.	Remark	Part no.
for NANOMAT Screwdrivers, straight			
00	1 / 3.3	-	204195 A
for MICROMAT / MINIMAT Screwdrivers, straight			
0	1 / 3.28	-	806113
1	1 / 3.28	-	402957 A
2	1 / 3.28	-	389653 A*)
2.5	0.6 / 2	-	362734
3	0.6 / 2	-	398703 A
for MINIMAT Slip clutch Screwdrivers, pistol grip			
2 / 2.5 / 3	0.75 / 2.5	with air hose, length 2 m/6.6 ft.	330628 A
for MINIMAT Screwdrivers, angle-head design			
2	1 / 3.3	-	389653 A*)
for Slip clutch Screwdrivers, straight/angle-head design			
2	1 / 3.3	-	389653 A

*) not applicable for F-Screwdrivers

HOSES

Externally calibrated synthetic hoses

I.D. mm / in.	O.D. mm/ in.	Part no.	Comment
2 / 0.08	3 / 0.12	806895	3a x 0.5 PUN black
2.5 / 0.1	4 / 0.16	821430	4a x 0.75 PUN natural
2.5 / 0.1	4 / 0.16	815695	4a x 0.75 PUN black
4 / 0.16	6 / 0.23	822283	6a x 1 PUN natural
4 / 0.16	6 / 0.23	828494	6a x 1 PUN silver
4 / 0.16	6 / 0.23	834005	6a x 1 PUN black
5.5 / 0.21	8 / 0.31	810299	8a x 1.25 PUN silver
5.5 / 0.21	8 / 0.31	822284	8a x 1.25 PUN natural
7 / 0.27	10 / 0.39	822464	10a x 1.5 PUN black
7 / 0.27	10 / 0.39	8224641	10a x 1.5 PUN silver
8 / 0.31	12 / 0.47	825640	12a x 2 PUN silver



















Synthetic hose, ESD conductive

I.D. mm / in.	O.D. mm/ in.	Part no.	Comment
4 / 0.16	6 / 0.23	825217	6a x 1 ESD
5 / 0.2	8 / 0.31	825360	8a x 1.5 ESD
6.5 / 0.25	10 / 0.39	825361	10a x 1.75 ESD
8 / 0.31	12 / 0.47	833079	12a x 2 ESD


Connections for externally calibrated hoses

Straight design with external thread and external hex				Straight design with external thread and internal hex				Straight design with internal thread and external hex			
for hose O.D. mm / in.	Connection	Part no.	Comment	for hose O.D. mm / in.	Connection	Part no.	Comment	for hose O.D. mm / in.	Connection	Part no.	Comment
3 / 0.12	M3	804709		3 / 0.12	M3	823207		3 / 0.12	M3	804749	
4 / 0.16	M3	827785		4 / 0.16	M3	831098		4 / 0.16	M5	821431	
3 / 0.12	M5	804754		3 / 0.12	M5	804759		4 / 0.16	1/8"	824391	
6 / 0.23	M5	832357		4 / 0.16	M5	804764		6 / 0.23	1/8"	824838	
5 / 0.2	1/8"	824776		6 / 0.23	M5	825218	ESD capable	8 / 0.31	1/8"	830896	
8 / 0.31	1/4"	832342		6 / 0.23	M5	823208		4 / 0.16	1/4"	832746	
8 / 0.31	1/4"	834308	ESD capable	4 / 0.16	1/8"	828448		6 / 0.23	1/4"	826136	
10 / 0.39	1/4"	832354		6 / 0.23	1/8"	828419		8 / 0.31	1/4"	823205	
10 / 0.39	1/4"	825359	ESD capable	8 / 0.31	1/8"	828449		10 / 0.39	1/4"	823206	ESD capable
10 / 0.39	1/4"	823048		6 / 0.23	1/4"	828431		12 / 0.47	1/2"	830993	ESD capable
12 / 0.47	1/4"	814320		8 / 0.31	1/4"	828450		16 / 0.62	1/2"	831002	ESD capable
12 / 0.47	1/4"	833080	ESD capable	10 / 0.39	1/4"	828447					
16 / 0.62	1/2"	834171		12 / 0.47	1/2"	800183					
16 / 0.62	1/2"	962989									
90° angle design with external thread and external hex				90° angle design with internal thread and external hex							
for hose O.D. mm / in.	Connection	Part no.	Comment	for hose O.D. mm / in.	Connection	Part no.	Comment				
3 / 0.12	M3	813414		6 / 0.23	1/8"	826135					
4 / 0.16	M3	824124		8 / 0.31	1/8"	822985					
3 / 0.12	M5	823028		6 / 0.23	1/4"	823168					
4 / 0.16	M5	821672		8 / 0.31	1/4"	823249					
6 / 0.23	M5	821724		8 / 0.31	1/4"	821148					
4 / 0.16	1/8"	813827		10 / 0.39	1/4"	822949					
6 / 0.23	1/8"	828414		10 / 0.39	1/4"	823254					
6 / 0.23	1/8"	829539									
8 / 0.31	1/8"	8225191									
8 / 0.31	1/8"	828413									
8 / 0.31	1/4"	828557									
10 / 0.39	1/4"	828580									
10 / 0.39	1/2"	815534									
12 / 0.47	1/2"	829636									
16 / 0.62	1/2"	829410									

COUPLERS, PLUGS, SEAL RING, HOSE NOZZLES

Plugs with female thread			Plugs with male thread			Coupler with hose barb		
	Thread	Part. no.		Thread	Part. no.		for hose I.D. mm/in.	Part. no.
	M5 1/8"	804275 804308		M5	804274		3 / 1/8 4 / 5/32	804254 820301
	1/8" 1/4"	328733 323213		1/8" 1/4"	804273 804270		4 / 5/32 6-7 / 1/4 6-7 (90°) 1/4	820367 804250 804240
	1/8" 1/4" 3/8"	829235 323214 804262		1/8" 1/4" 3/8" 1/2"	804265 804271 804289 804317		6-7 / 1/4 10 / 3/8 12-13 / 1/2	804251 804252 804253
Couplers with female thread			Couplers with male thread			Plugs with hose barb		
	Thread	Part. no.		Thread	Part. no.		Thread	Part. no.
 nominal size 2.7 mm air flow approx. 200 l/min	M5 1/8"	804258 804279	 nominal size 2.7 mm air flow approx. 200 l/min	M5	801556		3 / 1/8	801554
 nominal size 5 mm air flow approx. 600 l/min	1/8" 1/4"	804288 804282	 nominal size 5 mm air flow approx. 600 l/min	1/8" 1/4" for kink guard	801559 804286 825112		4 / 5/32	801555
 nominal size 7.2 mm air flow approx. 1000 l/min	1/4" 3/8" 1/2"	804283 804284 804285	 nominal size 7.2 mm air flow approx. 1000 l/min	1/4" 3/8" 1/2"	804287 804280 804281		6-7 / 1/4 10 / 3/8 12-13 / 1/2	804293 801565 804290 804291 804292

Seal Ring

hard PVC	for thread	Part no.
	1/8"	811351
	1/4"	811286
	3/8"	811332
	1/2"	811401
	3/4"	811409



Hose Nozzle - male thread



Hose Nozzle - w/connector nut

Hose Nozzle

male thread

for Hose I.D. mm / in.	Thread	Part no.
6-7 / 1/4	1/8"	804307
6-7 / 1/4	1/4"	801280
6-7 / 1/4	3/8"	410538
10 / 3/8	1/4"	410541
10 / 3/8	3/8"	410539
10 / 3/8	1/2"	410516
12-13 / 1/2	3/8"	410540
12-13 / 1/2	1/2"	4105431
12-13 / 1/2	3/4"	410517
15-16 / 5/8	3/8"	410544
15-16 / 5/8	1/2"	410509
15-16 / 5/8	3/4"	410518
19 / 3/4	1/2"	410545
19 / 3/4	3/4"	410507

Hose Nozzle

w/connector nut-female thread

for Hose I.D. mm / in.	Thread	Nozzle Part no.	Nut Part no.
6-7 / 1/4	1/8"	410550	-
6-7 / 1/4	1/4"	410532	410533
10 / 3/8	1/4"	801271	incl.
10 / 3/8	3/8"	804300	804310
12-13 / 1/2	3/4"	804301	410546
15-16 / 5/8	3/4"	410547	410546
19 / 3/4	3/4"	410501	410600
12-13 / 1/2	round 32 mm x 1/8"	804302	804312
15-16 / 5/8	round 32 mm x 1/8"	804303	804312
19 / 3/4	round 32 mm x 1/8"	804304	804312

COUPLERS, HOSE CONNECTORS, CLAMPS, CONNECTOR PLUG

Claw Couplers

male thread

Claw Coupler		O-ring (Spare part) Part no.
Thread	Part no.	Part no.
3/8"	804350	804765
1/2"	804351	
3/4"	804352	
1"	804353	

Claw Couplers

female thread

Claw Coupler		O-ring (Spare part) Part no.
Thread	Part no.	Part no.
3/8"	804340	804765
1/2"	804341	
3/4"	804342	
1"	804343	



Claw Coupler – male thread



Claw Coupler – female thread

Safety Couplers


with hose end

Safety Coupler for Hose I.D.		O-ring (Spare part) Part no.
mm / in.	Part no.	Part no.
10 / 3/8	804330	829468
12-13 / 1/2	804331	
15-16 / 5/8	804332	
19 / 3/4	804333	
25 / 1	804334	


Claw Couplers

with hose end

Claw Coupler for Hose I.D.		O-ring (Spare part) Part no.
mm / in.	Part no.	Part no.
6-7 / 1/4	804320	804756
10 / 3/8	804321	
12-13 / 1/2	804322	
15-16 / 5/8	804323	
19 / 3/4	804324	
25 / 1	804328	



Safety Coupler



Claw Coupler

Claws can be easily coupled, when nut is un-tightened. By tightening of nut, complete sealing is achieved.

Hose Connector

for Hose I.D. mm / in.	Part no.
10 / 3/8	804775
12-13 / 1/2	804776
15-16 / 5/8	804777
19 / 3/4	804778



O-Ring



Hose Connector

Hose Clamps

steel, zinc plated

for Hose I.D.	O.D. of Hose	Bracket range dia.	Part no.
mm / in.	mm / in.	mm / in.	
5.5-7 / 7/32-1/4	11-16 / 7/16-5/8	8-16 / 5/16-5/8	804785
10-13 / 3/8-1/2	19-23 / 3/4-29/32	16-25 / 5/16-1	804786
15-19 / 5/8-3/4	25-29 / 1-1 5/32	20-32 / 13/16-1 1/4	804788
25 / 1	39 / 1 17/32	32-50 / 1 1/4-2	804789

Hose Clamps

cast iron, zinc plated

for Hose I.D.	O.D. of Hose	Part no.
mm / in.	mm / in.	
13 - 16 / 1/2-5/8	22-29 / 7/8-1 5/32	804781
19 / 3/4	28-34 / 1 3/32-1 11/32	804782
25 / 1	32-40 / 1 1/4-1 9/16	804790



Hose Clamp



Hose Clamp

Connector Plug

Male Size Tool	Male Thread Connector	Part no.
1/2"	round 32 mm x 1/8"	410016
3/4"	round 32 mm x 1/8"	410015



Connector Plug

MAINTENANCE UNIT, FILTER REGULATOR, FILTER, OILER, PRESSURE REGULATORS, POINT-OF-USE OILER



Maintenance Unit 1/4" - G 1"



Maintenance Unit 353710 A



Portable Oiler/Filter



Pressure Regulator



Point-Of-Use-Oiler

Maintenance Unit and Filter-Regulator

Thread Size	Air Flow m ³ /min/cfm at 6 bar / 85 PSI	Complete Oiler/Filter		Portable Oiler/Filter without pressure regulator Part no.	Filter with pressure regulator Part no.
		without pressure regulator Part no.	with pressure regulator Part no.		
1/4" f	0.05 - 0.5 / 1.8 - 18	820457 A	820454 A	357534 A	822408 A
1/2" f	0.15 - 1.5 / 5.3 - 53	820458 A	820455 A	357493 A	822409 A
3/4" f	0.8 - 6 / 28 - 212	821607 A	821608 A	357533 A	826982 A
1" f	0.8 - 6 / 28 - 212	821609 A	821179 A	357532 A	-
1 1/2" f	5 - 16 / 176 - 565	805044 A	-	-	-
with connection coupling for injector (screw suction)					
1/4" f	0.05 - 0.5 / 1.8 - 18	353710 A	353710 B	-	-

Application: The oiler is especially suitable for the lubrication of pneumatic tools with unstable air consumption. In contrast to standard oilers, above oiler will keep the mixture ratio of oil to air constant, because of the integrated compensation equipment. The mixture ratio is adjustable with the fill screw. Refilling can be done without interruption to the air flow. The filter removes solid components, oil and water, which are present in the compressed air. It also prevents pollution of the air tool and guards against functional breakdown. The filter-insert is washable. If air pressure is above 7 bar/99 PSI, it is recommended to mount a regulator between oiler and filter.

Filter and Oiler

Thread Size	Air Flow m ³ /min/cfm at 6 bar / 85 PSI	Filter	Oiler
		Part no.	Part no.
1/4" f	0.05 - 0.5 / 1.8 - 18	820462 A ¹⁾	820465 A ¹⁾
1/2" f	0.15 - 1.5 / 5.3 - 53	820463 A ²⁾	820466 A ²⁾
3/4" f	0.8 - 6 / 28 - 212	821559 A ³⁾	821561 A ³⁾
1" f	0.8 - 6 / 28 - 212	821174 A ³⁾	821175 A ³⁾
1 1/2" f	5 - 16 / 176 - 565	805012 A	805013 A

¹⁾ set of connection fittings for above 820498 A

²⁾ set of connection fittings for above 820499 A

³⁾ set of connection fittings for above 821177 A

Pressure Regulators

Thread Size	Max. Air Flow m ³ /min/cfm at 6 bar / 85 PSI	maximum Inlet Pressure bar / PSI	maximum Outlet Pressure bar / PSI	Part No
1/4" f	1.5 / 53	16 / 227	0.5 - 10 / 7 - 142	820488 A
1/2" f	5 / 176	16 / 227	0.5 - 10 / 7 - 142	820489 A
3/4" f	6.3 / 222	25 / 355	0.5 - 10 / 7 - 142	821998 A
1" f	6.3 / 222	25 / 355	0.5 - 10 / 7 - 142	821999 A

Point-Of-Use Oiler

Thread	Number of Connections	Part no.	Comment
1/8"	1	378077 A	Very accurate point-of-use system (3-30 mm ³ per impulse) mainly for screwdrivers.
1/8"	2	378077 B	
1/8"	3	378077 C	
1/8"	4	378077 D	
1/8"	5	378077 E	
1/8"	6	378077 F	
1/8"	1	378077 H	The dosed quantity is not adjustable. Dosed quantity per impulse: 5 mm ³
1/8"	2	378077 I	

With our point-of-use oiler an optimum lifespan with minimum oil consumption can be achieved. At the same time the exhaust air will be oil-free.

OIL, LUBRICATION GREASE, SHUT-OFF-VALVES, BALL VALVES, BRASS SEAL, BLOW GUN, DISTRIBUTOR

Special oil „DEPRAGOL”

for Air Tools

Content liter / gal.	Viscosity	Part no.
0.25 / 0.07	22 MM/ at 40°C	790081 E
5 / 1.3		790081 F
10 / 2.6		790081 G

Characteristics: Free of resin and acid, humidity binding, with active substance combination for long term rust protection.

Lubrication Grease

Content	Part no.
100 g / 0.22 lbs	807293
1 kg / 2.2 lbs	807294

Special lubrication grease for gearing in DEPRAG screwdrivers



DEPRAGOL

Shut-Off-Valves

female thread	Single Valve	Double Valve
	Part no.	Part no.
3/4"	804745	804747
1"	806873	806874



Single Shut-Off-Valve



Double Shut-Off-Valve

Ball Valves

female thread	Part no.
1/4"	803826
1/2"	803827
3/4"	803828
1"	803829
1 1/2"	803830
2"	803831




Brass Seal (spare part for shut-off-valves and three-way-pieces)

Description	Part no.
Metal Sleeve	804767
Hose Ring	804768
Lock Screw	804769



Ball Valve

Blow Gun, Aluminium,
with Hose Nozzle

	Noiselevel at 6 bar / 85 PSI	for Hose i.D.		Pistolgrip Aluminium	Straight Aluminium
		Pistolgrip	Straight	Part no.	Part no.
	dB (A)	dB (A)	mm / in.		
 Nozzle standard	86	90	6-7 / 1/4	804735	804725
			10 / 3/8	804736	804726
			12-13 / 1/2	804737	804727
 Nozzle silenced	65	72	6-7 / 1/4	803286	803280
			10 / 3/8	803287	803281
			12-13 / 1/2	803288	803282
 Nozzle silenced with safety umbrella	80	80	6-7 / 1/4	803289	803283
			10 / 3/8	803290	803284
			12-13 / 1/2	803291	803285




Blow Gun Pistolgrip



Blow Gun Straight

Pressure-Distributor

Input A	Distributor Output B	Part no.	Double Nipple Part no.	Lock Screw Part no.	Seal Ring Part no.
1/2"	3 x 1/2"	811440	811396 (1/2"-1/2")	811282 (1/2")	811401 (1/2")
1/2"	9 x 1/4"	330715	811396 (1/2"-1/2")	811281 (1/4")	811286 (1/4")



EXHAUST FILTER, FLOW SENSOR, SCREW HOLDER, PERFORATED PLATES, INJECTOR, VACUUM PUMP, VACUUM HOSE




Exhaust Filter

Air Flow m ³ /min/cfm *)	Thread Size	Screwdrivers Motor Size	Number of Screwdrivers	Part no.
without Distributor				
1 / 35	1/2" f	-	-	811091
2 / 70	1" f	-	-	811048
with Distributor				
1 / 35	1/2" f	00/0	1 / 2 / 3	354433 A / B / C
2 / 70	1/2" f	0	4 / 5 / 6 / 7 / 8 / 9 / 10	354434 D / E / F / G / H / I / K
1 / 35	1/2" f	1	1 / 2	354433 A / B
2 / 70	1/2" f	1	3 / 4 / 5 / 6 / 7 / 8 / 9	354434 C / D / E / F / G / H / I
1 / 35	1/2" f	2	1 / 2	354433 A / B
2 / 70	1/2" f	2	3 / 4 / 5 / 6 / 7	354434 C / D / E / F / G
1 / 35	1/2" f	2.5 and 3	1	354433 A
2 / 70	1/2" f	2.5 and 3	2 / 3 / 4	354434 B / C / D
2 / 70	1/2" f	4	1 / 2 / 3	354434 A / B / C

*) expanded air

Flow sensor, with electr. Magnet switch, 24 VDC



Motor Size of tool	Air Flow m ³ /min / cfm	Air Connection	max. Switching Power mA	Connecting Cable Length mm / in.	Electr. Connection	Part no.
incl. Connector parts (nipple and coupling)						
00/0	0.15 / 5.3	i Ø 2.7	200	300 / 11.7	M8 x 1 - to be screwed on	361645 C
1/2	0.35 / 12.3	i Ø 5.0	200	300 / 11.7	or plugged on PNP/closing	361645 B
2.5/3/2-2	0.65 / 23	i Ø 7.2	200	300 / 11.7		361645 A
without Connector parts						
-	0.8 / 28.2	1/4" f	200	300 / 11.7		391397 A

Screw holder

Colour	Part no.
red	390400 A
blue	390400 C

Plastic container in different colours, adjustable, perforated plates for different screw dia., exchangeable.

Perforated plates for Screw holder

for screws Ø mm / in.	Perforation mm / in.	Part no.
2 / ⁵ / ₆₄	2.5 x 20 / ³ / ₃₂ x ²⁵ / ₃₂	390322
2.5 / ³ / ₃₂	3 x 15 / ¹ / ₈ x ¹⁹ / ₃₂	390317
3 / ¹ / ₈	4 x 25 / ⁵ / ₃₂ x ⁶³ / ₆₄	390318
4 / ⁵ / ₃₂	5 x 20 / ¹³ / ₆₄ x ²⁵ / ₃₂	390319
5 / ¹³ / ₆₄	6 x 20 / ¹⁵ / ₆₄ x ²⁵ / ₃₂	390320
6 / ¹⁵ / ₆₄	7 x 20 / ⁹ / ₃₂ x ²⁵ / ₃₂	390321


Injector, Vacuum-Pump for screw suction

Suction volume l/min - cfm	Vacuum bar / PSI	Noise level dB (A)	Air consumption l/min - cfm	Motor kW / V / Hz	Part no.
Injector					
23 - 0.8	0.8 / 11	52	50 - 1.8	-	326813 A
Doubleinjector					
46 - 1.6	0.8 / 11	52	100 - 3.6	-	354987 A
Vacuum-Pump VP 100, oil free					
100 - 3.5	0.85 / 12	62	-	0.25/230/50	360832 A

Injector must be used with vacuum interruption

Vacuum Hose, plastic

I.D. mm / in.	O.D. mm / in.	Part no.
3 / ¹ / ₈	5 / ³ / ₁₆	806107



MEASURING TECHNOLOGY

Measuring Technology

Various torque transducers see leaflet D3020E.

Measurement devices for manual use for precise highly dynamic torque measurement see leaflet D3022E.




TACHOMETER

Tachometer - Part no. 830390

The measuring instrument for the touch free speed recording with a light ray (measuring range 1 - 99 999 rpm) and for the mechanical speed recording with measuring tip or measuring wheel (measuring range 1 - 19 999 rpm).

Additionally, speeds and lengths can be acquired mechanically. A measurement unit selection (metric/imperial) is possible.

The storage function indicates the last measurement (MIN/MAX). The compact measuring instrument possesses a digital display and is powered by two 1.5 V Mignon batteries.



DEPRAG

DEPRAG SCHULZ GMBH u. CO.

P.O. Box 1352, D-92203 Amberg, Germany
Carl-Schulz-Platz 1, D-92224 Amberg
Phone (+49) 9621 371-0, Fax (+49) 9621 371-120
www.deprag.com
info@deprag.de



CERTIFIED AS PER DIN EN ISO 9001
